

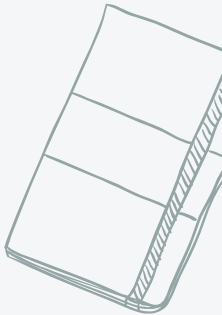


BUR OAK S.S.
SCHOOL COUNCIL





HELLO
and WELCOME!



WHO'S WHO?

- Ms. Li, Principal
- Mr. Shigeishi / Ms. Wonnacott ,
Vice Principals (A - L)
- Ms. Sloan / Vice Principal (M - Z)
- Ms. Gymnopoulos, Vice Principal





AGENDA

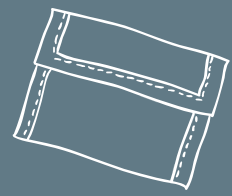
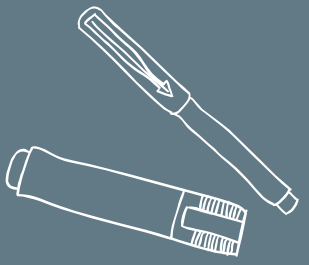
- School Start Up
 - Timetables
 - Adaptive/Virtual School

- Grade 9 Day

- Safe Schools Presentations


- Nominations for School Council

- Virtual Classroom Platforms and Tools

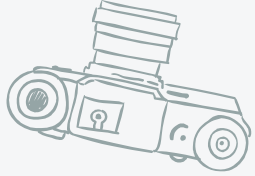


1.

SCHOOL START UP



- ❖ Approximately 1119 F2F and 408 SVS
 - ❖ 16 teachers at SVS
- ❖ All staff worked to ensure a safe and positive learning environment
- ❖ Study Hall set up in the cafeteria for those needing wifi access



BOSS SCHEDULE

Semester One Schedule - September 2020

Dates for First Round of Rotations	Rotation One September 14 - 25 November 10 - 26		Rotation Two Sept. 28 to October 9 Nov 27 - December 14		Rotation Three Oct. 13 to October 26 December 15 - January 13		Rotation Four October 27 to November January 14 - January 29	
F2F 8:15 - 10:45	Period 1 Cohort A	Period 1 Cohort B	Period 2 Cohort A	Period 2 Cohort B	Period 3 Cohort A	Period 3 Cohort B	Period 4 Cohort A	Period 4 Cohort B
10:45-11:00	Students Exit the Building							
11:00-12:15	Travel Time and Lunch							
12:15-1:05	Period 2 Cohorts A&B	Period 2 Cohorts A&B	Period 1 Cohorts A&B	Period 1 Cohorts A&B	Period 4 Cohorts A&B	Period 4 Cohorts A&B	Period 3 Cohorts A&B	Period 3 Cohorts A&B
1:05-1:55	Period 3 Cohorts A&B	Period 3 Cohorts A&B	Period 3 Cohorts A&B	Period 3 Cohorts A&B	Period 1 Cohorts A&B	Period 1 Cohorts A&B	Period 1 Cohorts A&B	Period 1 Cohorts A&B
1:55-2:45	Period 4 Cohorts A&B	Period 4 Cohorts A&B	Period 4 Cohorts A&B	Period 4 Cohorts A&B	Period 2 Cohorts A&B	Period 2 Cohorts A&B	Period 2 Cohorts A&B	Period 2 Cohorts A&B

- Students not involved in in person learning will be working on asynchronous learning tasks at home
- Students are able to remain at school in their cohorts to participate in study hall on their school days only. Study hall is designed to support students by providing them with a space in the school in which to participate in their synchronous online learning. Students will have to sign up for study to allow cohort grouping and contact tracing.



STUDY HALL

- Study Hall is available for students who do not have consistent access to wifi at home and are in school that day for their in-person morning class.
- Students are required to stay for lunch and work on afternoon online courses while being supervised by a staff member.
- Students are required to sign up for Study Hall ahead of time through teach assist to allow for cohort grouping.



GRADE 9 PRESENTATION



GOALS

We all want students to...

- achieve their potential.
- develop positive relationships with other students.
- become engaged in learning and opportunities for success.






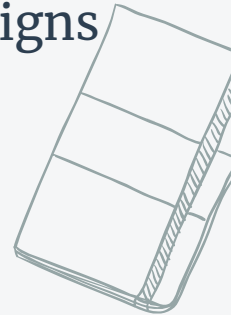


POSITIVE RELATIONSHIPS

- Friends
- Social Networking
- Protection of Privacy
- Bullying - report it
- Regular Communication




STRUCTURE AND RULES

- 
- 
- 
- 
- 
- 
- Dress Code/Health and Safety - Masks, dress for a learning environment
 - Online Etiquette - be respectful, negative behaviour will have consequences
 - Phones and Gaming Devices - not to be used in classrooms
 - Valuables - be careful
 - Bike Racks - lock your bike to the rack
 - Parking Lot - if you must drive, please pay attention to the signs
 - Hours of Operation and Visiting the School - 7:45 to 4 - appointments required



ACHIEVING THEIR POTENTIAL

Top 5 Tips for Success at Secondary School



TOP 5 TIPS

#1: Look After Yourself

#2: Be An Active Learner

#3: Show Initiative & Stay Connected

#4: Manage Your Time

#5: Use Technology Effectively



RESOURCES

- Weekly Parent Bulletin – E-Mail Notifications
- Check the [School Website](#) – calendar and handbook for updates
- [Student Handbook](#)
- Twitter @BOSSannounce
- Reports October, November, February
- No Exams –for Semester 1 of 2020 – 2021

SAFE SCHOOL ASSEMBLIES



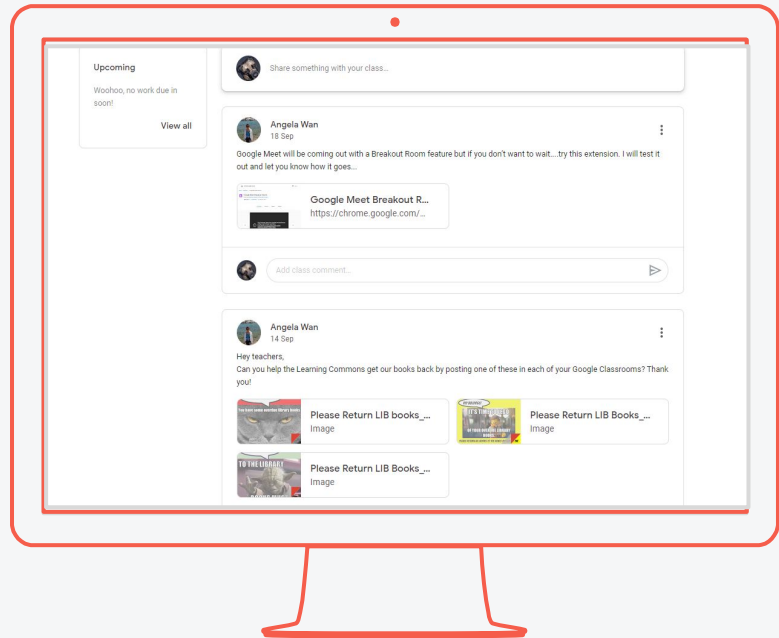
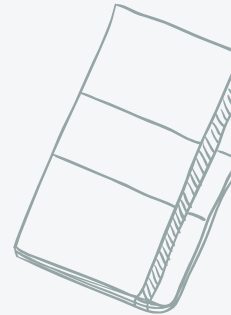


TOPICS OF SAFE SCHOOL PRESENTATION

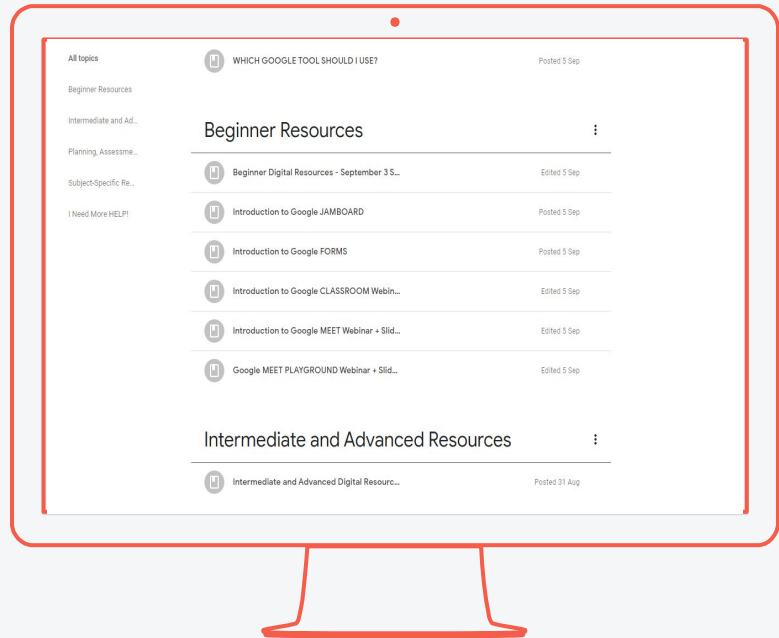
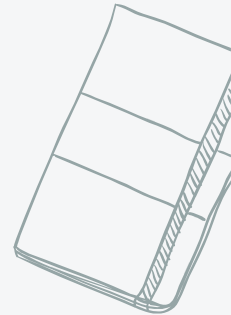
- COVID safety protocols – Screening Tool
- Highlighted the negative consequences of vaping – an increasing issue with young people
- Cyberbullying
- Stopping forms of bias, prejudice and hate
- Bystander revolution – standing up to / disrupting bullying and hate crime
- Progressive discipline – issues on and off school property
- Overview of school procedures – also shared as part of grade 9 parent presentation

VIRTUAL LEARNING
Google Classroom
Google Meet
teachassist





GOOGLE CLASSROOM



WHICH GOOGLE TOOL SHOULD I USE? Posted 5 Sep

Beginner Resources

Beginner Resources

Beginner Digital Resources - September 3 S... Edited 5 Sep

Introduction to Google JAMBOARD Posted 5 Sep

Introduction to Google FORMS Posted 5 Sep

Introduction to Google CLASSROOM Webin... Edited 5 Sep

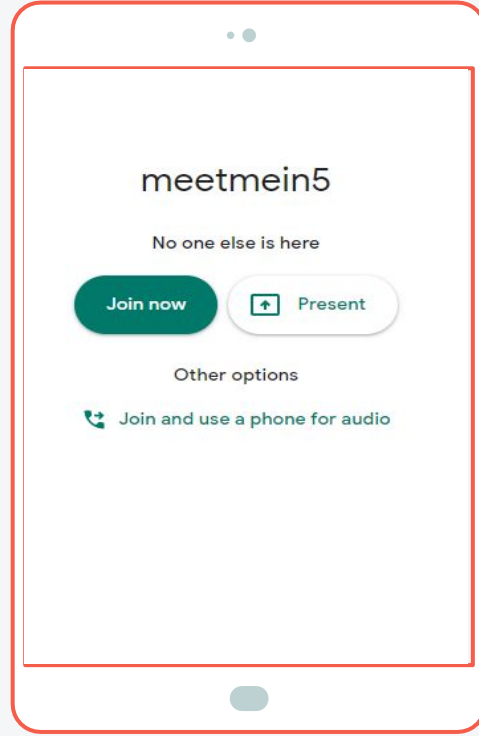
Introduction to Google MEET Webinar + Slid... Edited 5 Sep

Google MEET PLAYGROUND Webinar + Slid... Edited 5 Sep

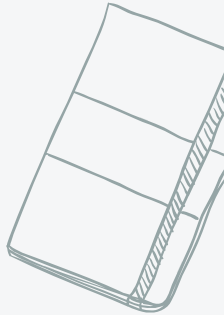
Intermediate and Advanced Resources

Intermediate and Advanced Digital Resour... Posted 31 Aug

GOOGLE CLASSROOM



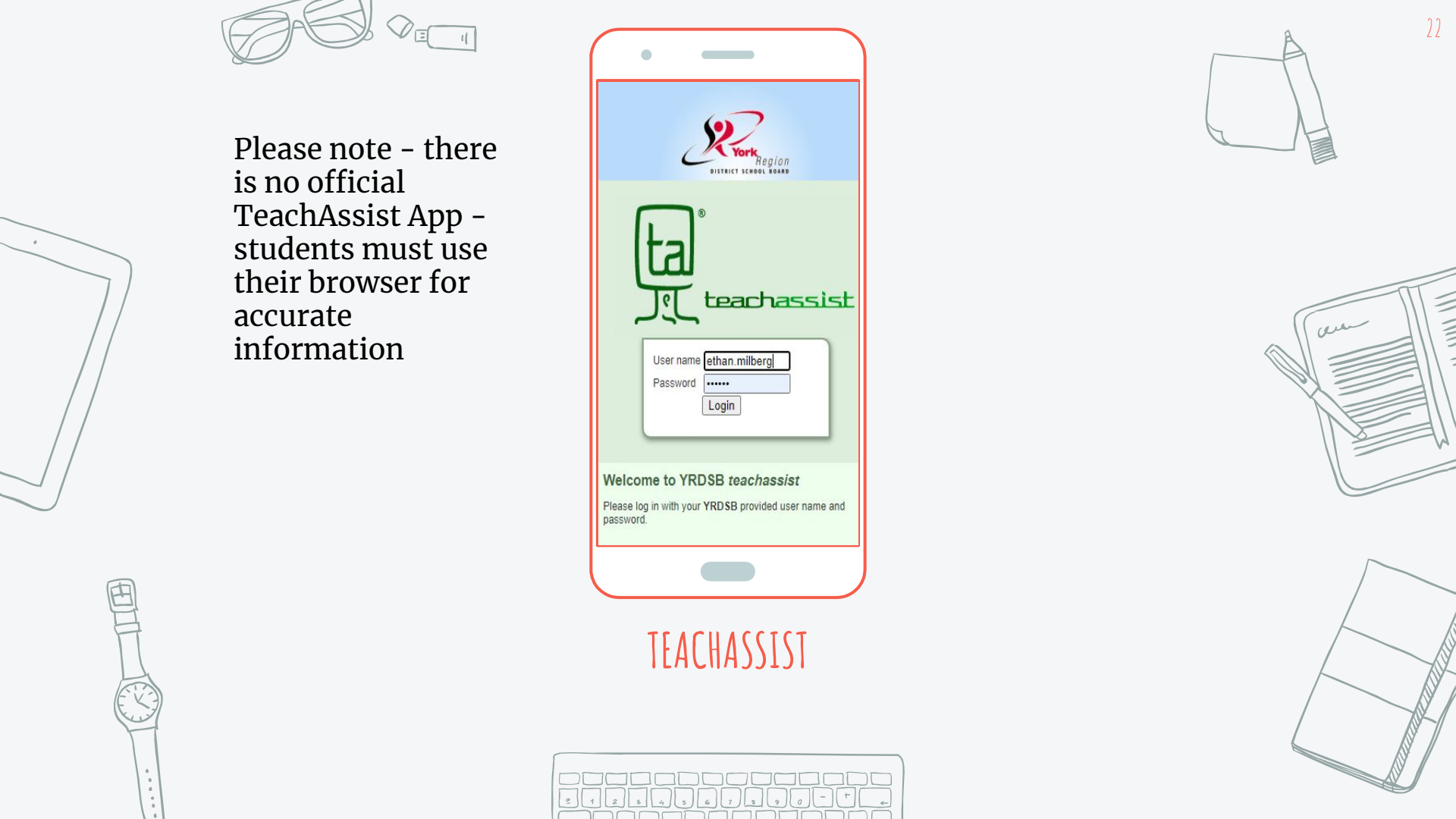
GOOGLE MEET



Please note - there is no official TeachAssist App - students must use their browser for accurate information



TEACHASSIST






GUIDANCE UPDATES



What We Do:



B.O.S.S. Guidance Department aides in the preparation our students for life beyond high school. To accomplish this we provide a wide range of support, information, guidance, and referrals that are tailored and specific to each student and their academic year.

- *Individual Appointments*
 - *Group Workshops*
 - *Large Assemblies and Events*
 - *Share Information From Community*
 - *Connect With Appropriate Partners*
- 
- 
- 



GUIDANCE UPDATES



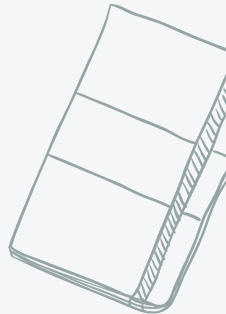
Fall Plans:

- Grade Nine Program Awareness
- Grade Twelve Post-Secondary Planning
- 2019-20 Award Recipients
- Senior Student Pathways Awareness
- Grade Eight Transitions Community Showcasing

Individual Appointments:

- By telephone scheduled by students throughout the day
- Students should avoid scheduling during LIVE lessons
- Details available through Guidance site

<http://www.yrdsb.ca/schools/buroak.ss/guidance/Pages/default.aspx>



SCHOOL COUNCIL ELECTIONS



Student (PRINT)

Teacher (PRINT)

Grade

SCHOOL COUNCIL CANDIDATE NOMINATION FORM

Please complete Part A or Part B

Part A: I am declaring my candidacy:

I wish to declare my candidacy for an elected position as a parent/guardian representative on the school council:

I am the parent/guardian of who is currently registered in Grade (print name of student).

I am an employee of York Region District School Board. Yes No

Name

Address:


Home Phone: Business Phone

STAY CONNECTED

Email julie.garnett@yrdsb.ca to receive updates about School Council and to vote for School Council Candidates. Please include your name, your child's name and grade.



THANKS!
Any questions?





SlidesCarnival icons are
editable shapes.

This means that you can:

- Resize them without losing quality.
- Change fill color and opacity.

Isn't that nice? :)

